

nexus / ag



80% faster

HALF-YEAR REPORT

01st January to 30th June 2024

Financial Highlights for the Half-Year 2024 and 2023

	30/06/2024	30/06/2023	Change
Sales and operating result	KEUR	KEUR	(in %)
Sales	127,665	111,842	14.1
Segment revenues NEXUS / DE (unconsolidated)	41,174	38,327	7.4
Segment revenues NEXUS / DIS (unconsolidated)	34,639	24,858	39.3
Segment revenues NEXUS / ROE (unconsolidated)	59,501	54,022	10.1
Domestic sales	71,432	58,326	22.5
Sales in foreign countries	56,233	53,516	5.1
EBITDA	25,448	22,276	14.2
EBITA	19,450	16,343	19.0
EBIT	16,410	13,888	18.2
EBT	16,935	14,729	15.0
Consolidated net income	12,382	10,734	15.3
Earnings per share (undiluted/diluted) in EUR	0.72	0.63	14.3
Ongoing development costs and depreciations			
Capitalization of software developments	2,180	1,871	16.5
Total depreciation	9,038	8,388	7.8
Acquisition-related depreciation from purchase price allocation	3,040	2,455	23.8
Assets and equity capital			
Non-current assets	239,704	243,957 ¹⁾	-1.7
Current assets	183,852	167,759 ¹⁾	9.6
Liquid assets including shortterm financial depositions	108,034	97,434 ¹⁾	10.9
Equity capital	262,210	258,582 ¹⁾	1.4
Share price (closing price, Xetra, in EUR)	54.60	56.50	-3.4
Employees (Half-Year average)	1,815	1,623	11.8

¹⁾ Key date 31/12/2023

As rounded figures are used in this report, it is possible that the totals and calculated percentage figures may vary slightly.

Letter to our Shareholders

Dear Shareholders,

The NEXUS team can again present strong figures in the first half-year 2024: Thanks to our clear product strategy and our convincing portfolio, we were able to significantly increase our customer base and our sales and profit. This is a very positive development—and by no means a matter of course. In recent months, a number of problems have arisen in our industry, proving that digitalization of the healthcare system is both a social necessity and an entrepreneurial challenge.

In many countries, national digitization projects are highly prioritized and numerous new calls for tenders create high demand pressure. At the same time, many providers are struggling with conceptual and economic challenges. Decisions about system architecture, functional depth and degree of standardization are challenging in this complex and international market. The necessary investments can only be refinanced if they convince a large number of national and international customers. The consequence: although the demand side is booming, there are some problems on the supplier side associated with reorientation, product discontinuation and restructuring.

NEXUS has positioned itself strongly with respect to its competitors and is working intensively to further increase the efficiency gains of our customers. We have numerous ongoing development projects aimed at aligning our products even better with clinical processes. New topics such as "patient journey", "AI support" and "diagnosis standardization" are core topics that are incorporated into the continuous improvement of our application landscape. In the first half of the year, we also continued to invest in our major innovation projects (NEXUS / ADVANCED REPORTING, NEXUS / PORTAL, NEXUS / VNA) and in developments to facilitate SAP IS-H / Oracle Cerner i.s.h.med replacements. We are also focusing on AI integration: We have already been able to present solutions at our trade fairs that can be used by our customers in their daily work. Important in this respect: we integrate AI functionalities directly into users' specific software processes. This enables us to quickly implement new AI functions in daily practice. This is an intensive innovation program with which we are dealing intensively.

Business performance

Against this background, we are very proud that we were again able to greatly increase our company's sales and earnings very strongly in the first half-year of 2024.

Our sales increased compared to the previous year by approx. 14.1% to KEUR 127,665 in the first six months. EBITDA reached KEUR 25,448 and consequently increased by 14.2%. In the same period, our earnings before interest and taxes (EBIT) increased by approx. 18.2% to KEUR 16,410 and the EBT by 15.0% to KEUR 16,935. The result per share increased by 14.3% from EUR 0.63 (6M 2023) to EUR 0.72. Operating cash flow in the first half-year reached KEUR 27,611 after KEUR 25,460 (+ 8.4%) in the same period last year. Our liquidity position was approx. MEUR 108 as of 30/06/2024.

The figures include consolidation effects from last year's company acquisitions. Two companies had not yet been acquired in Q2 2023. Excluding their sales and earnings from the first half of 2024, the NEXUS Group would have increased sales by approx. 9.4% without these companies. The increase in EBIT would have been 20.9%. The other consolidation effects are not included therein. The integration of companies is one of the current priorities of our internal development. We spent a total of KEUR 1,508 on this in the first half-year.

Market, projects and products

We have been extremely successful in sales in 2024. With a total of four HIS orders (SAP IS-H and Oracle i.s.h.med-systems replacements), we were able to achieve the first important successes in the upcoming wave of tenders in Germany. We were able to win an extraordinary tender in terms of scope and importance from the medical service of the German Armed Forces (Bundeswehr). Over the next few years, we will implement the centralization and optimization of clinical care in all hospitals of the Bundeswehr. This digitalization project, which is probably the most important one for the Bundeswehr at the moment, uses the entire range of NEXUS products in their most modern form. We are very proud to be able to implement this important project for the health care of the armed forces. In doing so, we are contributing to ensuring that medical care for soldiers is guaranteed at all times, both in Germany and in the field. The winning of the tender from the University Hospital Jena is also significant. We are going to implement clinical workplaces in all psychiatric departments at both sites of the university hospital. In our NEXUS foreign subsidiaries, we are proud of the decision in favor of our HIS system by Hospital Grójec PCMG (PL). In France, we were able to win the orders of the clinics GHM de Grenoble (F) and in particular the six clinics of the Groupe St. Gatien in the HIS area. We have also been able to record important new orders in diagnostics. One example is the Hospital de Bellvitge in Barcelona (ES), where we equip gastroenterology and provide the software in Spanish and Catalan. The orders of the Vienna Health Association and the ARTEMIS Group are also important for our ophthalmology solution.

This exceptional number of very important new customers is proof for us that NEXUS is highly trusted in many regions and healthcare facilities. It pays off that we remain focused in our business development and are only committed where we can realize successful projects together with customers.

On the project side, we are in the midst of intensive implementation work, such as in the Johannesstift Diakonie, where we are implementing a large Hospital Information Act (KHZG) project in all 13 institutions. The NEXUS / HIS project is also in the "roll-out phase" in the 27 clinics of the "German Pension Insurance Association" (Deutsche Rentenversicherung Bund—DRV), which we will conclude by the end of the year. The implementation phase of the cardiovascular information system (NEXUS / CVS) at the Schüchtermann Clinic in Bad Rothenfelde is also of interest. We have

challenges in project implementation in the Netherlands. We are working intensively on the implementation of the SaaS major projects "LIBRA" and "De Hoogstraat Revalidatie" there, which are to go into live operation by the end of the year. Unfortunately, the Sint Maartenskliniek project, Nijmegen (NL), was unexpectedly interrupted at the beginning of the year after a change of management in the clinic and continuation is currently unclear and controversial. In Switzerland, operation start-up in the "Paraplegic Centre Nottwil" stands out, and we are busy with numerous laboratory orders in Austria.

Warm regards,



Dr. Ingo Behrendt

Chief Executive Officer



___ Dr. Ingo Behrendt, Chief Executive Officer (CEO)

OUTLOOK: Stay focused

The first six months of the year have been extremely successful for us. A 14% increase in sales and an approx. 14% EBITDA increase are very strong results—results that will continue our 25-year uninterrupted growth history!

The special feature of this half-year, however, is certainly the volume and amount of new orders that we have been able to record in recent months. The quality of the customers, the scope of the orders and the requirements for their implementation are extremely motivating and show the trust of our customers and the market in us. There are huge opportunities here, but of course also considerable challenges that we have to overcome. Our claim to inspire users and implement projects while adhering to deadlines and projected costs must not be questioned.

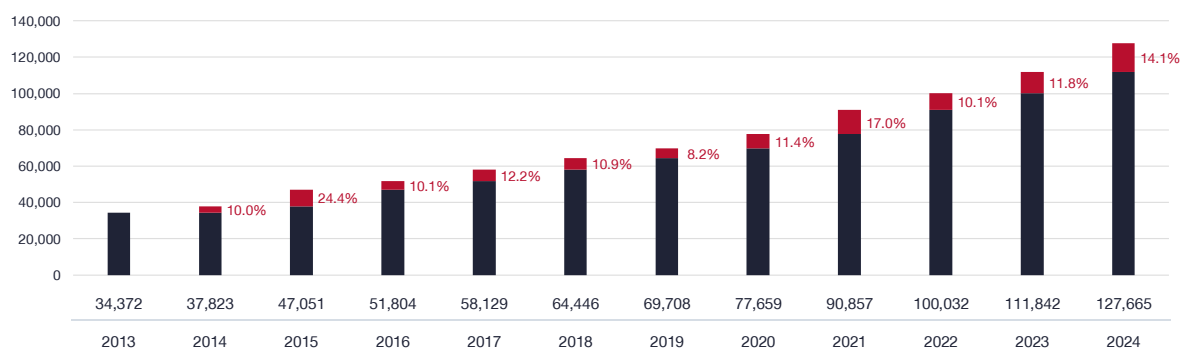
The problem of providing the right capacities is becoming increasingly urgent—for us and especially for our customers. Constant bottleneck situations at customers make it increasingly difficult to plan and design processes in project management efficiently. That is why we must remain focused on implementation and focus processes and innovations on making work easier for nurses and doctors.

In addition, the integration of the acquired companies remains a core task of our company. We can only avoid accumulating large technology liabilities and afford to continue our strategy of selective acquisitions by ensuring technical and organizational integration.

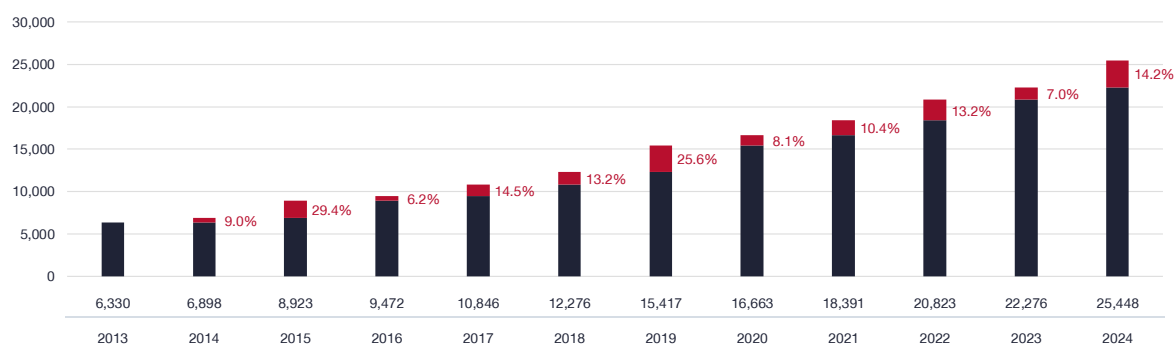
Conclusion We have a very promising overall situation, which gives us the opportunity to further increase our sales and market share significantly while continuing our innovation course. We must do justice to this opportunity in the coming months! The NEXUS team is determined and very optimistic that it can accomplish this.

Economic key figures

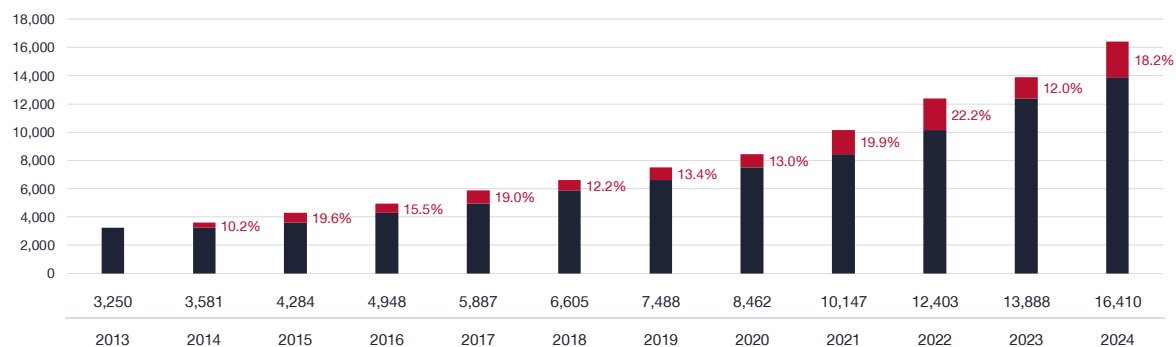
2013 to 2024 __ Group Sales (6 months) in KEUR



2013 to 2024 __ EBITDA (6 months) in KEUR



2013 to 2024 __ EBIT (6 months) in KEUR



Interim Annual Report

REPORT ABOUT THE PROFIT, FINANCIAL AND ASSET SITUATION

NEXUS Group sales increased from KEUR 111,842 (6M-2023) to KEUR 127,665 (+14.2%) in the first six months of the year 2024. The stable, positive sales development of NEXUS Group of recent years could be continued with that.

In the NEXUS / ROE segment, segment sales of KEUR 59,501 were achieved after KEUR 54,022 (6M-2023), around 10.1% higher than in the previous year. In the NEXUS / DE segment, segment sales increased from KEUR 38,327 (6M-2023) to KEUR 41,174 (+7.4%). Segment sales of KEUR 34,639 were achieved in the NEXUS / DIS segment after KEUR 24,858 (6M-2023) (+39.4%).

Based on the regional development of sales, we were able to increase sales in Germany by 22.5% to KEUR 71,432 ((6M-2023): KEUR 58,326). In international business, we achieved sales of KEUR 56,233 in the first half-year 2024 compared to KEUR 53,516 in the previous year (+5.1%). Sales in the Netherlands (+14.6%) and in Switzerland (+11.1%) increased significantly. In Poland (-22.1%), in Austria (-19.5%) and France (-1.6%) the sales were significantly lower than in the previous year.

EBITDA reached KEUR 25,448 in the first half-year of 2024 ((6M-2023): KEUR 22,276) and consequently was 14.2% higher than in the previous year. Consolidated earnings before income interest and taxes (EBIT) developed very positively. They improved by 18.2% to KEUR 16,410 ((6M-2023): KEUR 13,888). A value of KEUR 16,935 was achieved in EBT and consequently was 15.0% over the value of previous year ((6M-2023): KEUR 14,729).

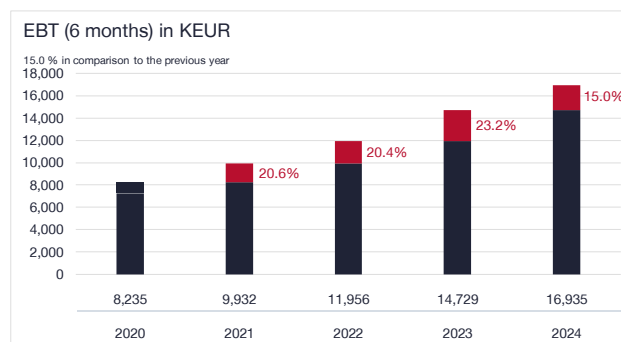
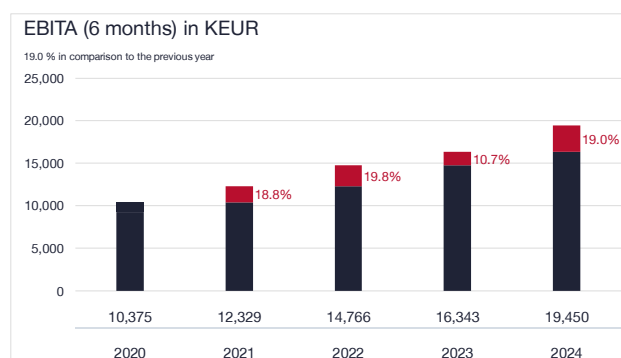
Cash flow from operating activities amounted to KEUR 27,611 (6M-2023: KEUR 25,460) in the first half-year, which is 8.5% higher than in the previous year. Higher interest received and the increase of the EBIT have impacted the cash flow from operating activities.

The consolidated surplus increased by 15.4% and amounted to KEUR 12,382 for the first half-year 2024 following KEUR 10,734 (6M-2023). The undiluted result per share amounted to EUR 0.72 (6M-2023): EUR 0.63 (diluted: EUR 0.72; (6M-2023): EUR 0.63).

Cash resources including short-term financial assets amounted to KEUR 108,034 on 30/06/2024 (31/12/2023: KEUR 97,434).

Investments in tangible and intangible assets were made in the amount of KEUR 4,281 in the first half-year 2024 ((6M-2023): KEUR 5,619). This includes KEUR 2,180 ((6M-2023): KEUR 1,871) for capitalizing software developments.

The balance sheet total increased from KEUR 411,716 to KEUR 423,556 compared to 31/12/2023 (+2.9%). Intangible assets, goodwill and balanced-out deferred taxes add up to a total of KEUR 193,356 following previously KEUR 196,069 (31/12/2023). Receivables from customers amount to KEUR 39,503 following KEUR 46,083 on 31/12/2023.



EMPLOYEES

NEXUS Group employed an average of 1,815 people in the first six months of 2024 (6M-2023: 1,623 employees).

CHANGES IN OWNERSHIP INTEREST

The following changes were implemented in the ownership interest structure:

- + Nexus AG acquired the remaining 49% of the shares in the subsidiary ITR Software GmbH, Lindenberg im Allgäu, from the existing option agreement on 27/03/2024.
- + RVC Medical IT N.V., Antwerp (Belgium), was renamed Nexus Enterprise Diagnostics N.V., Antwerp (Belgium), on 03/04/2024.
- + RVC Medical IT Holding B.V., Amersfoort (Netherlands), was renamed Nexus Enterprise Diagnostics Holding B.V., Amersfoort (Netherlands), on 03/04/2024.
- + RVC Medical IT B.V., Amersfoort (Netherlands), was renamed Nexus Enterprise Diagnostics B.V., Amersfoort (Netherlands), on 03/04/2024.
- + Nexus AG acquired the remaining 5.99% of the shares in RVC Medical IT Holding B.V., Amersfoort (Netherlands), from the existing option agreement on 15/04/2024
- + NEXUS Schweiz AG, Schenkon (Switzerland), acquired a further 20% of the shares in onelCT AG, Wallisellen (Switzerland), from the existing option agreement on 16/04/2024.

- + Nexus AG acquired a further 15.3% of the shares in IFMS GmbH, Saarbrücken, from the existing option agreement on 18/04/2024.
- + Nexus AG acquired the remaining 14.7% of the shares in IFMS GmbH, Saarbrücken, from the existing option agreement were acquired on 22/05/2024.
- + Nexus AG acquired a further 1.13% of the shares in ifa systems AG, Frechen on 24/05/2024.
- + arkandus GmbH, Peißenberg, was merged with ifa systems AG, Frechen, with effect from 01/01/2024 by merger agreement dated 29/05/2024.
- + NEXUS Schweiz AG, Schenkon (Switzerland), acquired a further 27.78% of the shares in ANT-Informatik AG, Zürich (Switzerland), from the existing option agreement on 06/06/2024.
- + NEXUS / DIS GmbH, Frankfurt am Main, was renamed NEXUS / CMC GmbH, Frankfurt am Main, on 19.06.2024.

EVENTS AFTER THE BALANCE SHEET DATE

- + The registered office of NEXUS / SCHAUF GmbH was moved to Donaueschingen on 02/07/2024.
- + NEXUS Schweiz AG, Schenkon (Switzerland), acquired the remaining 20% of the Shares in highsystems AG, Zürich (Switzerland) from the existing option agreement on 08/07/2024.

Finance Highlights Half-Year 2024

- + 18.2% increase in Group result for earnings before interest and taxes (EBIT) from KEUR 13,888 (6M-2023) to KEUR 16,410
- + 15.4% increase in the consolidated surplus from KEUR 10,734 (6M-2023) to KEUR 12,382
- + High net liquidity of KEUR 108,034

SALES BY TYPES

	01/01- 30/06/2024	01/01- 30/06/2023	Change	01/04- 30/06/2024	01/04- 30/06/2023	Change
	KEUR	KEUR	%	KEUR	KEUR	%
Service	33,924	29,756	14.0	17,848	15,362	16.2
Maintenance and other recurring revenue	69,049	57,098	20.9	34,707	29,191	18.9
Licenses	16,822	17,899	-6.0	8,531	8,010	6.5
Supply	7,870	7,089	11.0	3,591	4,258	-15.7
Total	127,665	111,842	14.1	64,677	56,821	13.8

SALES BY REGION

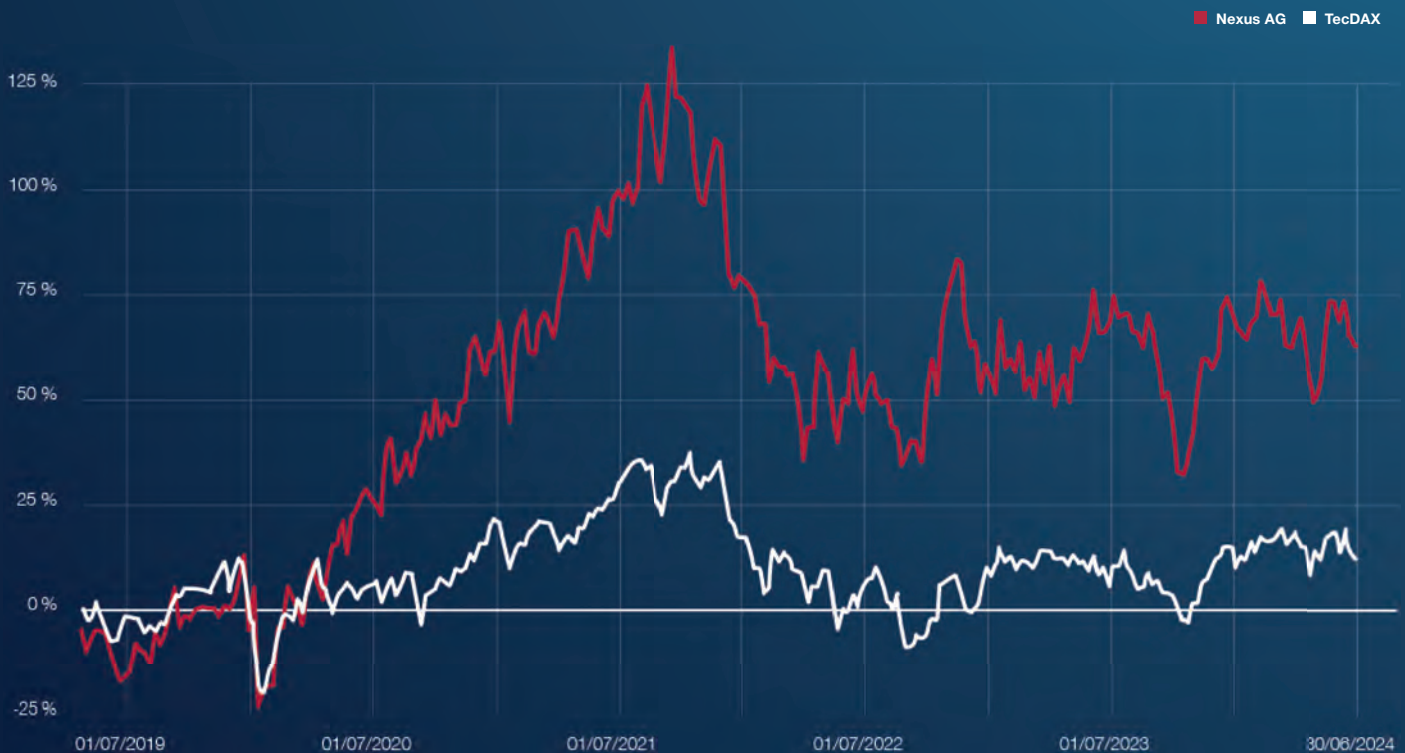
	01/01/2024- 30/06/2024	01/01/2023- 30/06/2023	Change	01/04/2024- 30/06/2024	01/04/2023- 30/06/2023	Change
	KEUR	KEUR	%	KEUR	KEUR	%
Germany	71,432	58,326	22.5	36,455	29,511	23.5
Switzerland /Liechtenstein	28,136	25,315	11.1	13,959	12,844	8.7
Netherlands	13,970	12,188	14.6	7,184	5,806	23.7
Poland	4,112	5,279	-22.1	2,110	3,235	-34.8
France	3,764	3,825	-1.6	1,917	1,985	-3.4
Austria	2,136	2,652	-19.5	931	1,352	-31.1
Other countries	4,115	4,257	-3.3	2,121	2,089	1.5
Total	127,665	111,842	14.1	64,677	56,822	13.8

SALES BY OPERATING SEGMENTS

	NEXUS / DE		NEXUS / DIS		NEXUS / ROE		Consolidation		Group	
	01/01/2024	01/01/2023	01/01/2024	01/01/2023	01/01/2024	01/01/2023	01/01/2024	01/01/2023	01/01/2024	01/01/2023
	30/06/2024	30/06/2023	30/06/2024	30/06/2023	30/06/2024	30/06/2023	30/06/2024	30/06/2023	30/06/2024	30/06/2023
	KEUR	KEUR	KEUR	KEUR	KEUR	KEUR	KEUR	KEUR	KEUR	KEUR
Sales to third parties	39,819	37,019	30,629	22,263	57,217	52,560	—	—	127,665	111,842
Sales between segments	1,355	1,308	4,010	2,595	2,284	1,462	-7,649	-5,365	—	—
Segment revenues	41,174	38,327	34,639	24,858	59,501	54,022	-7,649	-5,365	127,665	111,842

Stock Market and Financial Data

Frankfurt stock exchange
stock prices (5-year period)



Investor Relations – Successful Together!

We rely on transparent, regular and timely communication in dialog with the capital market. Our goal is to build trust and work together with our investors on the success of NEXUS. We provide our investors a wide range of opportunities to exchange ideas at conferences, road shows and one-on-one meetings.

Stock Market Prices

- + **Initial listing on 02/01/2024: 58.70 EUR**
- + **Highest price on 21/05/2024: 62.60 EUR**
- + **Stock market capitalization on 28/03/2024: 944.67 Mio. EUR**
- + **Closing price on 28/03/2024: 54.60 EUR**

Company Profile

Nexus AG develops and sells software solutions for the international healthcare market. With our core Hospital Information System (NEXUS / HIS) and integrated diagnostic modules, we have a unique product range, which can cover almost all functional requirements of hospitals, psychiatric institutions, rehabilitation facilities and diagnostic centers within our own product families.

NEXUS employs approx. 1,900 people, is present in seven European countries with its own sites and serves customers in an additional 71 countries via certified dealers. Thanks to continuously growing demand for NEXUS products, we have been able to build up a large customer base in recent years and regularly show increases in sales and results.

Melanie Ilic

Investor Relations

Phone: +49 771 22960-260


Fax: +49 771 22960-226

E-Mail: ir@nexus-ag.de



Create findings 80 % faster.

The future of diagnostics: NEXUS / ADVANCED REPORTING is the fast and intelligent way to create diagnostic findings. By integrating digital data from medical devices paired with results of artificial recognition algorithms (AI), the appropriate text structures are automatically inserted into the findings report. The generated findings-text proposals support diagnostic decision-making and consequently speed up documentation by 80%.



Structured input

AI based



Consolidated Profit and Loss

	01/01/2024- 30/06/2024	01/01/2023- 30/06/2023	01/04/2024- 30/06/2024	01/04/2023- 30/06/2023
	KEUR	KEUR	KEUR	KEUR
Revenue	127,665	111,842	64,677	56,822
Capitalized development costs	2,180	1,871	1,090	935
Other operating income	3,512	1,714	1,238	724
Cost of goods sold	21,601	18,539	11,098	10,269
Staff costs	74,756	64,111	37,456	31,900
Impairment Loss on Financial Assets	144	68	117	-24
Other operating expenses	11,409	10,434	5,839	5,663
EBITDA	25,448	22,276	12,496	10,674
Depreciation	9,038	8,388	4,458	4,474
EBIT	16,410	13,888	8,038	6,200
Financial income	1,908	1,353	990	807
Financial expenses	1,383	511	788	351
EBT	16,935	14,729	8,240	6,655
Taxes	4,553	3,995	2,552	1,575
Consolidated net income	12,382	10,734	5,688	5,080
Consolidated net income apportioned to:				
– Shareholders of the Parent Company	12,399	10,836	5,829	5,171
– Non-controlling interests	-17	-102	-142	-91
Consolidated earnings per share				
Weighted average (undiluted) of issued shares in circulation (in thousands)	17,262	17,236	17,262	17,231
Weighted average (diluted) of issued shares in circulation (in thousands)	17,266	17,243	17,266	17,273
Undiluted in EUR	0.72	0.63	0.34	0.30
Diluted in EUR	0.72	0.63	0.34	0.30

Consolidated Statement of Comprehensive Income

	01/01/2024- 30/06/2024	01/01/2023- 30/06/2023
	KEUR	KEUR
Consolidated net income	12,382	10,734
Other comprehensive income		
Items that will not be reclassified to profit / loss		
Remeasurement from pension plans recognised in equity	-3,879	-1,190
Deferred taxes on revaluation from pension plans recognised in equity	601	185
Items that may be reclassified to profit / loss		
Currency translation differences	-1,647	49
Deferred taxes on currency translation differences	-	-1
Other comprehensive income before taxes	-5,526	-1,141
Deferred taxes on other comprehensive income	601	184
Other comprehensive income after taxes	-4,925	-957
Consolidated income	7,457	9,777
Consolidated income apportioned to:		
– Shareholders of the Parent Company	7,619	9,541
– Non-controlling interests	-162	236

Consolidated Balance Sheet

ASSETS	30/06/2024	30/06/2023	31/12/2023
Non-current assets	KEUR	KEUR	KEUR
Goodwill	134,199	117,678	135,592
Other intangible assets	66,812	53,130	69,188
Fixed assets	12,691	12,883	13,148
Right-of-use assets	19,913	19,925	19,734
Contract assets	48	70	50
Deferred tax assets	4,106	2,544	3,267
Other financial assets	1,936	2,226	2,030
Trade and other receivables	-	-	948
Total non-current assets	239,704	208,456	243,957
Current assets			
Inventories	4,186	3,817	3,240
Trade and other receivables	39,503	30,559	46,083
Contract assets	16,046	10,607	11,078
Other non-financial assets	6,594	5,444	3,614
Income tax receivables	1,542	1,500	1,249
Other financial assets	102,948	108,372	85,061
Cash and cash equivalents	13,034	7,198	17,434
Total current assets	183,852	167,497	167,759
Total assets	423,556	375,953	411,716

LIABILITIES	30/06/2024	30/06/2023	31/12/2023
Equity	KEUR	KEUR	KEUR
Subscribed capital	17,275	17,275	17,275
Capital reserves	103,061	103,876	103,089
Retained earnings	140,544	119,273	131,913
Other comprehensive income	-1,412	704	3,397
Capital redemption reserve	-584	-101	-581
Shareholders' equity attributable to parent	258,883	241,027	255,093
Non-controlling interests	3,327	4,153	3,489
Total equity	262,210	245,180	258,582
Non-current liabilities			
Pension obligations	13,084	9,389	8,959
Deferred tax liabilities	11,761	10,177	11,979
Other financial liabilities	30,411	12,441	30,335
Lease liabilities	15,362	15,820	15,438
Accrued liabilities	192	235	198
Total non-current liabilities	70,810	48,062	66,909
Current liabilities			
Accrued liabilities	3,784	3,731	4,086
Financial liabilities	-	556	-
Deferred liabilities	17,130	15,684	18,170
Income tax liabilities	10,870	7,750	11,268
Other non-financial liabilities	4,186	3,060	5,929
Trade payables	7,490	7,809	8,740
Contract liabilities	39,371	30,982	24,040
Other financial liabilities	2,650	8,559	9,185
Lease liabilities	5,055	4,580	4,807
Total current liabilities	90,536	82,711	86,225
Balance sheet total	423,556	375,953	411,716

Consolidated Statement of Changes in Equity

	Subscribed capital	Capital reserves	Retained earnings	Accumulated other comprehensive income
	KEUR	KEUR	KEUR	KEUR
Equity as at 01/01/2023	17,275	106,227	112,057	1,999
Remeasurement from pension plans recognised in equity	-	-	-	-1,189
Deferred taxes on revaluation from pension plans recognised in equity	-	-	-	185
Currency translation differences	-	-	-	-290
Deferred taxes on currency translation differences	-	-	-	-1
Other comprehensive income after taxes	-	-	-	-1,295
Consolidated net income 6M-2023	-	-	10,836	-
Consolidated income	-	-	10,836	-1,295
Dividend payouts	-	-	-3,620	-
Dividend payouts to non-controlling interests	-	-	-	-
Purchase of treasury stock	-	-	-	-
Access minorities	-	-	-	-
Issue of own shares within the scope of share-based payment	-	-2,432	-	-
Access within the framework of share-based payment	-	81	-	-
Equity as at 30/06/2023	17,275	103,876	119,273	704
Equity as at 01/01/2024	17,275	103,089	131,913	3,397
Remeasurement from pension plans recognised in equity	-	-	-	-3,879
Deferred taxes on revaluation from pension plans recognised in equity	-	-	-	601
Currency translation differences	-	-	30	-1,532
Other comprehensive income after taxes	-	-	30	-4,810
Consolidated net income 6M-2024	-	-	12,399	-
Consolidated income	-	-	12,429	-4,810
Dividend payouts	-	-	-3,798	-
Purchase of treasury stock	-	-128	-	-
Issue of own shares within the scope of share-based payment	-	100	-	-
Equity as at 30/06/2024	17,275	103,061	140,544	-1,412

	Capital redemption reserve	Shareholders' equity attributable to parent	Non-controlling interests	Total equity capital
	KEUR	KEUR	KEUR	KEUR
Equity as at 01/01/2023	-2,533	235,025	3,921	238,946
Remeasurement from pension plans recognised in equity	-	-1,189	-1	-1,190
Deferred taxes on revaluation from pension plans recognised in equity	-	185	-	185
Currency translation differences	-	-290	339	49
Deferred taxes on currency translation differences	-	-1	-	-1
Other comprehensive income after taxes	-	-1,295	338	-957
Consolidated net income 6M-2023	-	10,836	-102	10,734
Consolidated income	-	9,541	236	9,777
Dividend payouts	-	-3,620	-	-3,620
Dividend payouts to non-controlling interests	-	-	-4	-4
Purchase of treasury stock	-	-	-	-
Access minorities	-	-	-	-
Issue of own shares within the scope of share-based payment	2,432	-	-	-
Access within the framework of share-based payment	-	81	-	81
Equity as at 30/06/2023	-101	241,027	4,153	245,180
Equity as at 01/01/2024	-581	255,093	3,489	258,582
Remeasurement from pension plans recognised in equity	-	-3,879	-	-3,879
Deferred taxes on revaluation from pension plans recognised in equity	-	601	-	601
Currency translation differences	-	-1,502	-145	-1,647
Other comprehensive income after taxes	-	-4,780	-145	-4,925
Consolidated net income 6M-2024	-	12,399	-17	12,382
Consolidated income	-	7,619	-162	7,457
Dividend payouts	-	-3,798	-	-3,798
Purchase of treasury stock	-3	-131	-	-131
Issue of own shares within the scope of share-based payment	-	100	-	100
Equity as at 30/06/2024	-584	258,883	3,327	262,210

Consolidated Cash Flow Statement

	01/01/2024- 30/06/2024	01/01/2023- 30/06/2023
1. Cash flow from operating activities	KEUR	KEUR
EBIT	16,410	13,888
Depreciation (+)/amortization (-) on intangible assets and fixed assets	6,319	5,818
Depreciation (+) on rights of use leased assets	2,719	2,569
Other non-operating expenses (+)/income (-)	-623	-106
Increase (-)/decrease (+) in inventory	-1,000	-1,528
Gains (-)/losses (+) on the disposal of assets and investments	-23	-
Increase (-)/decrease (+) in receivables and other assets	-4,534	-1,055
Increase (+) / decrease (-) in provisions	770	-740
Increase (+)/decrease (-) in liabilities	10,791	10,170
Interest paid (-) / interest received (+)	1,982	747
Income taxes paid (-) / income tax refunds (+)	-5,199	-4,304
	27,611	25,460
2. Cash flow from investment activities		
Payments (-) for investments in intangible assets and property, plant and equipment	-4,281	-5,619
Payments (-) for the acquisition of consolidated companies less the funds acquired	-118	-5,337
Payments (-) / receipts (+) from the acquisition / disposal of short-term financial assets	-15,000	-16,000
	-19,399	-26,956
3. Cash flow from financing activities		
Payments (-) for purchase of non-controlling interests for already consolidated companies	-6,066	-
Payments (-) for redemption of lease liabilities	-2,801	-2,901
Payments (-) for redemption of loan liabilities	-	-4,951
Dividends paid (-)	-3,798	-3,620
Dividends paid to non-controlling interests (-)	-	-4
Payments (-) for the purchase of treasury stock	-122	-
Proceeds (+) from the sale of treasury stock	324	-
	-12,463	-11,476
Change in cash and cash equivalents	-4,250	-12,972
Effect of exchange rate changes on cash and cash equivalents	-149	151
Cash and cash equivalents at the start of the period	17,433	20,019
Cash and cash equivalents at the end of the period	13,034	7,198
Composition of cash and cash equivalents		
Cash and bank balances	13,034	7,198
Shortterm financial depositions	95,000	106,000
	108,034	113,198

Notes to the Consolidated Interim Financial Report

1. TRADE AND OTHER RECEIVABLES; CONTRACT ASSETS

Trade and Other Receivables

	30/06/2024	31/12/2023	30/06/2023
	KEUR	KEUR	KEUR
Gross total	43,111	51,290	34,972
Risk provisioning IFRS 9	-1,267	-1,249	-539
Sales adjustment for items still to be clarified	-2,341	-3,010	-3,874
Total	39,503	47,031	30,559

Long-term receivables are contained in the trade receivables with a credit term longer than one year in the amount of KEUR 0 (31/12/2023: KEUR 948).

The fair value of trade account receivables and other receivables does not differ from the book value. On 30/06/2024, trade receivables of KEUR 3,608 (31/12/2023 with a nominal value of KEUR 4,259) were impaired.

Contract assets

	30/06/2024	31/12/2023	30/06/2023
	KEUR	KEUR	KEUR
Gross total	16,376	11,290	10,754
Risk provisioning IFRS 9	-282	-162	-77
Total	16,094	11,128	10,677

Contract assets do include items with a maturity greater than one year in the amount of KEUR 48 (previous year: KEUR 50).

2. LIABILITIES

	30/06/2024		31/12/2023		30/06/2023	
	short-term (< 1 year)	long-term (> 1 year)	short-term (< 1 year)	long-term (> 1 year)	short-term (< 1 year)	long-term (> 1 year)
	KEUR	KEUR	KEUR	KEUR	KEUR	KEUR
Accruals	17,130	—	18,170	—	15,684	—
Financial liabilities	—	—	—	—	556	—
Trade accounts payable	7,490	—	8,740	—	7,809	—
Taxes on earnings obligations	10,870	—	11,268	—	7,750	—
Other non-financial debts	4,186	—	5,929	—	3,060	—
Contract liabilities	39,371	—	24,040	—	30,982	—
Other financial debts	2,650	30,411	9,185	30,335	8,559	12,441
Rights of use liabilities	5,055	15,362	4,807	15,438	4,580	15,820
Total	86,752	45,773	82,139	45,774	78,980	28,261

3. SEGMENT REPORTING

Reporting according to business segment as of 30/06/2024/2023	NEXUS / DE		NEXUS / DIS		NEXUS / ROE		Consolidation		Group	
	2024	2023	2024	2023	2024	2023	2024	2023	2024	2023
	TEUR	TEUR	TEUR	TEUR	TEUR	TEUR	KEUR	KEUR	KEUR	KEUR
Revenue										
Sales to third parties	39,819	37,019	30,629	22,263	57,217	52,560	-	-	127,665	111,842
- Services and software maintenance	9,410	8,655	5,736	2,789	18,778	18,312	-	-	33,924	29,756
- software maintenance and other recurring revenues	21,002	18,820	17,824	13,704	30,224	24,574	-	-	69,050	57,098
- Licenses	8,456	8,635	4,617	3,560	3,749	5,704	-	-	16,822	17,899
- Supplies	951	909	2,452	2,210	4,466	3,970	-	-	7,869	7,089
Sales between segments	1,355	1,308	4,010	2,595	2,284	1,462	-7,649	-5,365	-	-
Segment revenues	41,174	38,327	34,639	24,858	59,501	54,022	-7,649	-5,365	127,665	111,842
EBIT	7,191	6,417	2,227	650	6,992	6,821	-	-	16,410	13,888
Net income from equity method companies	168,112	167,238	101,333	62,649	154,111	146,065	-	-	423,556	375,952

4. SEGMENTING ACCORDING BUSINESS DIVISIONS

The Group is split into business units according to products and services for the purpose of company management and has the following business segments required to file reports:

As the highest decision-making body in the Group, the Nexus AG Executive Board is responsible for monitoring the profitability of the Group and makes its decisions on the allocation of resources based on the business units NEXUS / DE (Germany), NEXUS / DIS (Diagnostic systems), NEXUS / ROE (Rest of Europe). These business units are accordingly regarded as the operative segments as per IFRS 8. The legal units included in the consolidated financial statements are also each allocated in full to a business unit. Each business unit therefore comprises one or more legal units.

The NEXUS / DE segment develops and distributes software solutions for the healthcare sector in the administrative and medical sectors for the German market. In the NEXUS / DIS segment, diagnostic software solutions are developed and distributed for both the German and international markets. The NEXUS / ROE segment develops and distributes software solutions for the healthcare sector in the administrative and medical sectors for the international market. The economic development of these segments reacts uniformly to external influences.

Management uses the respective segment earnings and revenues to determine planning for the segments.

The accounting policies for the segments with mandatory reporting correspond to the same accounting policies as external reporting. Transactions between segments are settled at customary market conditions.

5. SEASONAL INFLUENCES ON BUSINESS TRANSACTIONS

Within the context of the operative business of NEXUS Group, seasonal effects result due to the receipt of maintenance revenues in the first quarter of the business year (the revenue influences of the corresponding received payments are accrued over the business year) as well as the substantially higher demand and settlement of project accounts in the fourth quarter of the business year.

6. ACCOUNTING AND VALUATION METHOD

This interim report of the NEXUS Group of 30/06/2024 has been prepared in keeping with the International Financial Reporting Standards (IFRS) as they are applied in the EU. The interpretations of the International Financial Reporting Interpretation Committee (IFRIC) have been taken into account.

The regulations of IAS 34 were observed in the interim report of 30/06/2024. This refers to a summarized report, which does not contain all information of an IFRS Group Financial Statement, and consequently this report should be read in connection with the Notes to the Group Financial Statement 2023. The same accounting and valuation methods were used in the Group Financial Statement for the fiscal year 2023.

The report has not been audited.

The Group Financial Statement 2023 and the interim report of 30/06/2024 can be seen on the homepage in the internet at www.nexus-ag.de.

List of consolidated subsidiaries		30/06/2024	31/12/2023
Full consolidation	Country	Capital share in %	
ANT-Informatik AG, Zürich ¹⁾	Schweiz	100.00	100.00
ANT-Informatik GmbH, Siegburg ²⁾	Deutschland	100.00	100.00
arkandus GmbH, Peißenberg ³⁾	Deutschland	-	100.00
Creativ Software AG, Widnau ⁴⁾	Schweiz	100.00	100.00
GePaDo - Softwarelösungen für Genetik - GmbH, Dresden ⁵⁾	Deutschland	100.00	100.00
HeimSoft Solutions AG, Schenkon ⁴⁾	Schweiz	100.00	100.00
highsystem ag, Zürich ⁶⁾	Schweiz	95.00	95.00
ifa systems AG, Frechen	Deutschland	53.69	52.56
ifa united i-tech Inc., Fort Lauderdale ⁷⁾	USA	100.00	100.00
ifa-systems informationssysteme für augenärzte GmbH, Wien ⁷⁾	Österreich	100.00	100.00
IFMS GmbH, Saarbrücken ⁸⁾	Deutschland	100.00	100.00
ITR Software GmbH, Lindenberg im Allgäu ⁹⁾	Deutschland	100.00	100.00
LPC Laboratory Process Consulting GmbH, Dresden ¹⁰⁾	Deutschland	100.00	100.00
MARIS Healthcare GmbH, Illingen ¹¹⁾	Deutschland	100.00	100.00
NEXUS / ASTRAIA GmbH, Ismaning ¹²⁾	Deutschland	100.00	100.00
NEXUS / CHILI GmbH, Dossenheim	Deutschland	100.00	100.00
NEXUS / CLOUD IT GmbH, Donaueschingen ¹²⁾	Deutschland	100.00	100.00
NEXUS / CMC GmbH, Frankfurt am Main (vormals: NEXUS / DIS GmbH) ^{12) 13)}	Deutschland	100.00	100.00
NEXUS / DIGITAL PATHOLOGY GmbH, Donaueschingen ¹²⁾	Deutschland	100.00	100.00
NEXUS / E&L GmbH, Nürnberg ¹²⁾	Deutschland	100.00	100.00
NEXUS / ENTERPRISE SOLUTIONS GmbH, Donaueschingen	Deutschland	100.00	100.00
NEXUS / IPS GmbH, Donaueschingen ¹²⁾	Deutschland	100.00	100.00
NEXUS / MARABU GmbH, Berlin ¹²⁾	Deutschland	100.00	100.00
NEXUS / Österreich GmbH, Wien	Österreich	100.00	100.00
NEXUS / QM GmbH, Singen Hohentwiel ¹²⁾	Deutschland	100.00	100.00
NEXUS / REHA GmbH, Donaueschingen ¹²⁾	Deutschland	100.00	100.00
NEXUS / SCHAUF GmbH, Donaueschingen ¹⁴⁾	Deutschland	100.00	100.00
Nexus Deutschland GmbH, Donaueschingen ¹²⁾	Deutschland	100.00	100.00
Nexus Enterprise Diagnostics B.V., Amersfoort (vormals: RVC Medical IT B.V.) ^{15) 16)}	Niederlande	100.00	100.00
Nexus Enterprise Diagnostics Holding B.V., Amersfoort (vormals: RVC Medical IT Holding B.V.) ^{17) 18)}	Niederlande	100.00	100.00

List of consolidated subsidiaries		30/06/2024	31/12/2023
Full consolidation	Country	Capital share in %	
Nexus Enterprise Diagnostics N.V., Antwerpen (vormals: RVC Medical IT N.V.) ^{15) 19)}	Belgien	100.00	100.00
Nexus Enterprise Imaging GmbH, Freiburg im Breisgau ¹⁶⁾	Deutschland	100.00	100.00
NEXUS Nederland B.V., Nieuwegein	Niederlande	100.00	100.00
NEXUS POLSKA Sp. z o.o., Posen	Polen	100.00	100.00
NEXUS Schweiz AG, Schenkon	Schweiz	100.00	100.00
NEXUS SISINF SL, Sabadell	Spanien	100.00	100.00
NEXUS SWISSLAB GmbH, Berlin ¹²⁾	Deutschland	100.00	100.00
Nexus/France S.A.S. Grenoble	Frankreich	100.00	100.00
oneICT AG, Wallisellen ²⁰⁾	Schweiz	100.00	100.00
osoTec GmbH, Affoltern am Albis ⁴⁾	Schweiz	100.00	100.00
SmartLiberty SA, Le Landeron ²¹⁾	Schweiz	100.00	100.00
Sophrona Solutions Inc., St Paul ²²⁾	USA	100.00	100.00
VIREQ eHealth GmbH, Salenstein	Schweiz	100.00	100.00
vireq software solutions GmbH, Brandenburg an der Havel	Deutschland	100.00	100.00
Weist EDV GmbH, Brandenburg an der Havel ²³⁾	Deutschland	100.00	100.00

¹⁾ The shares are held indirectly via NEXUS Schweiz AG. NEXUS Schweiz purchased a 27.78 % stake in ANT-Informatik AG on 06/06/2024. There is an option agreement for the remaining 8.3 % of the shares.

²⁾ The shares are held indirectly via ANT-Informatik AG.

³⁾ The shares are held indirectly via ifa systems AG. arkandus GmbH was merged with ifa systems AG with effect from 01/01/2024 by merger agreement dated 29/05/2024.

⁴⁾ The shares are held indirectly via NEXUS Schweiz AG.

⁵⁾ The share under company law is only 51 %. There is an option agreement for the remaining 49 % of the shares.

⁶⁾ The shares are held indirectly via NEXUS Schweiz AG Share under company law is only 80 %. There is an option agreement for another 15 % of the shares.

⁷⁾ The shares are held indirectly via ifa systems AG.

⁸⁾ Nexus AG purchased 15.3 % of the shares in IFMS GmbH on 18/04/2024. The remaining 14.7 % of the shares from the existing option agreement were purchased on 22/05/2024.

⁹⁾ Nexus AG purchased the remaining 49 % of the shares from the existing option agreement on 27/03/2024.

¹⁰⁾ The shares are held indirectly via GePaDo – Softwarelösungen für Genetik – GmbH.

¹¹⁾ The shares under company law is only 51 %. There is an option agreement for the remaining 49 % of the shares.

¹²⁾ Use of the exemption rule pursuant to Section 264 Clause 3 of the German Commercial Code.

¹³⁾ NEXUS / DIS GmbH was renamed NEXUS / CMC GmbH on 19/06/2024.

¹⁴⁾ The shares under company law is only 75 %. There is an option agreement for the remaining 49 % of the shares.

¹⁵⁾ The shares are held indirectly via Nexus Enterprise Diagnostics B.V..

¹⁶⁾ RVC Medical IT B.V. was renamed Nexus Enterprise Diagnostics B.V. on 03/04/2024.

¹⁷⁾ Nexus AG purchased the remaining 5.99 % stake in Nexus Enterprise Diagnostics B.V. on 15/04/2024.

¹⁸⁾ RVC Medical IT Holding B.V. was renamed Nexus Enterprise Diagnostics Holding B.V. on 03/04/2024.

¹⁹⁾ RVC Medical IT N.V. was renamed Nexus Enterprise Diagnostics N.V. on 03/04/2024.

²⁰⁾ The shares are held indirectly via NEXUS Schweiz. NEXUS Schweiz purchased 20 % of the shares in oneICT AG on 16/04/2024. There is an option agreement for the remaining 20 % of the shares.

²¹⁾ The shares are held indirectly via NEXUS Schweiz. Share under company law is only 90 %. There is an option agreement for the remaining 10%.

²²⁾ The shares are held indirectly via ifa united i-tech Inc.. Share under company law is only 80 %. There is an option agreement for the remaining 20 % of the shares.

²³⁾ Share under company law is only 4.8 %. There is an option agreement for the remaining 95.2%.

7. CONSOLIDATION GROUP

In addition to the Nexus AG as parent company, all operatively active domestic and foreign subsidiaries are included in the Group Financial Statement, for which Nexus AG has the majority of voting rights directly or indirectly.

8. CHANCES AND RISKS REPORT

Please refer to the explanations in the Annual Report of 31/12/2023 for information about the essential chances and risks in the development of NEXUS Group.


__ Statement from the Legal Representatives

To the best of our knowledge, and in accordance with the applicable reporting principles for interim financial reporting, the interim consolidated financial statements give a true and fair view of the assets, liabilities, financial position and profit or loss of the group, and the interim management report of the group includes a fair review of the development and performance of the business and the position of the group, together with a description of the principal opportunities and risks associated with the expected development of the group for the remaining months of the financial year.

Donaueschingen, 13/08/2024

Nexus AG

The Executive Board



nexus/ag

Nexus AG, Irmastraße 1, 78166 Donaueschingen
Tel.: +49 771 22960-0, info@nexus-ag.de
www.nexus-ehealth.com